

SECTOR REPORT

Construction awards every month or collated for the past 12 months by category. Our report shows the contract awards by job count and total value across 17 different sectors.

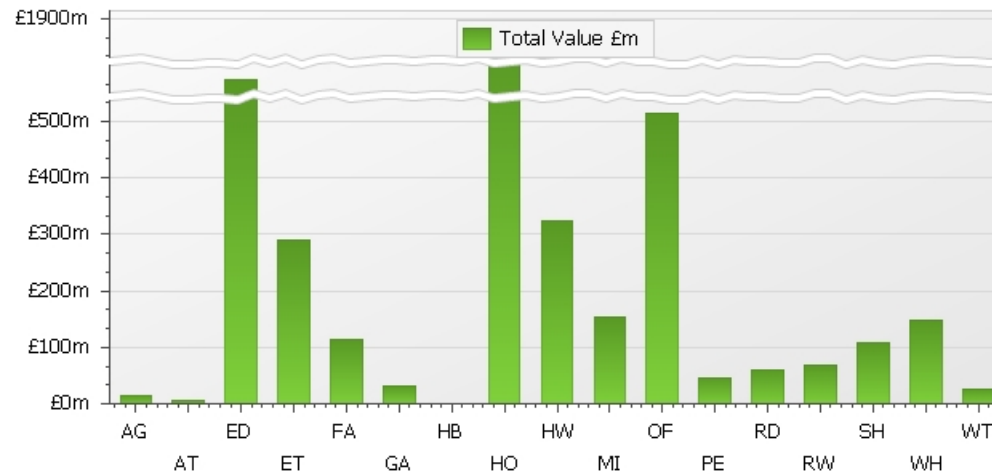
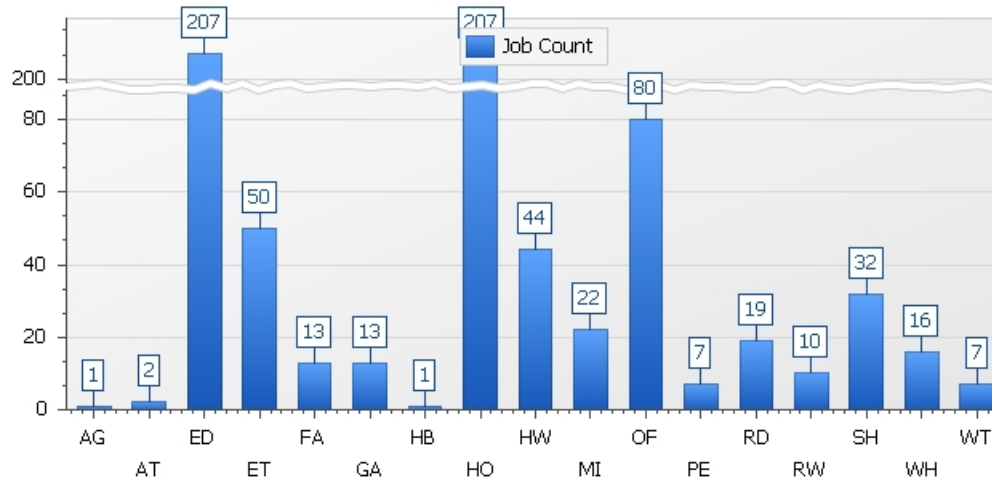
www.buildersconference.co.uk



Analysis by Category

Construction New Orders in UK - June 2016

Run Date: 14 July 2016



Category	Job Count	Total Value (£m)	Average Value (£m)
AG	1	13.0	13.0
AT	2	5.5	2.8
ED	207	742.8	3.6
ET	50	288.5	5.8
FA	13	112.9	8.7
GA	13	31.4	2.4
HB	1	0.3	0.3
HO	207	1,854.7	9.0
HW	44	324.4	7.4
MI	22	152.7	6.9
OF	80	514.0	6.4
PE	7	46.2	6.6
RD	19	58.5	3.1
RW	10	69.5	6.9
SH	32	107.8	3.4
WH	16	146.9	9.2
WT	7	24.4	3.5
Total	731	4,493.2	



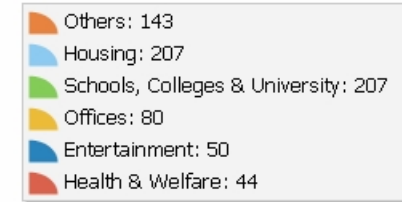
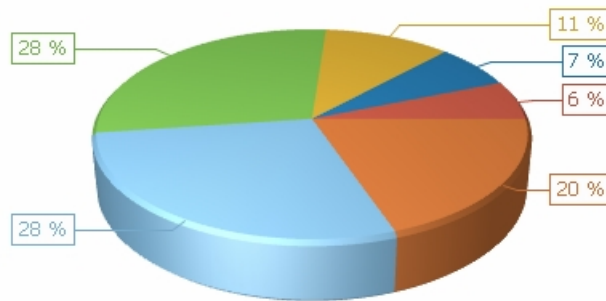
Analysis by Category

Construction New Orders in UK - June 2016

Run Date: 14 July 2016

The Builders' Conference
Trade Association

By Job Count



By Total Value

