



# BUILDERS' CONFERENCE

DATA • PROJECTS • NETWORKING

## REGIONAL ANALYSIS

Data including which contractor has won which projects in a region of your choice. Information is also broken down into sector.

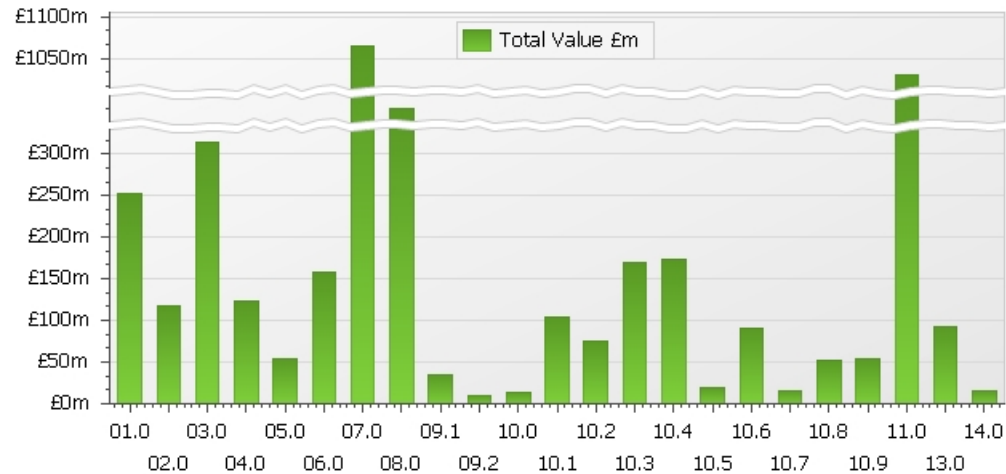
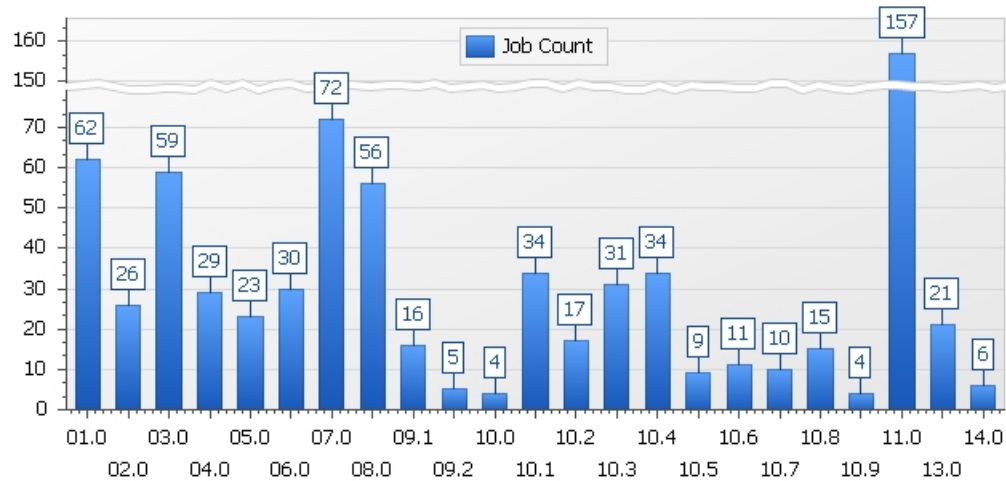
[www.buildersconference.co.uk](http://www.buildersconference.co.uk)



## Analysis by Region

### Construction New Orders in UK - June 2016

Run Date: 14 July 2016



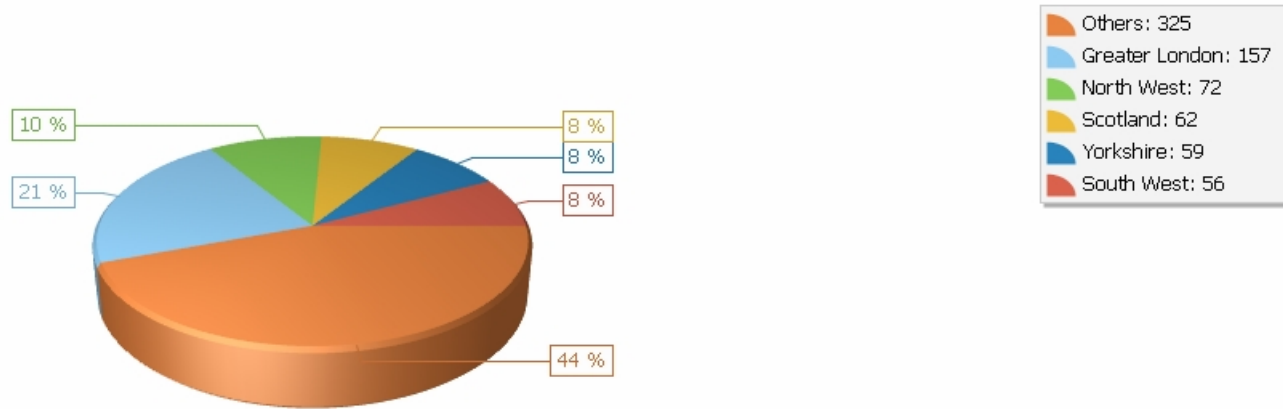
Region	Job Count	Total Value (£m)	Average Value (£m)
01.0 Scotland	62	252.6	4.1
02.0 Northern	26	116.6	4.5
03.0 Yorkshire	59	314.2	5.3
04.0 East Midlands	29	122.8	4.2
05.0 East Anglia	23	53.4	2.3
06.0 West Midlands	30	157.8	5.3
07.0 North West	72	1,064.5	14.8
08.0 South West	56	465.9	8.3
09.1 South and Mid Wales	16	34.1	2.1
09.2 North Wales	5	9.4	1.9
10.0 Bedfordshire	4	13.0	3.3
10.1 Essex	34	103.2	3.0
10.2 Hertfordshire	17	74.8	4.4
10.3 Kent	31	169.5	5.5
10.4 Surrey	34	172.4	5.1
10.5 East and West Sussex	9	20.0	2.2
10.6 Berkshire	11	90.8	8.3
10.7 Buckinghamshire	10	15.9	1.6
10.8 Hampshire	15	52.5	3.5
10.9 Oxfordshire	4	54.0	13.5
11.0 Greater London	157	1,029.5	6.6
13.0 N. Ireland	21	91.6	4.4
14.0 Eire	6	15.0	2.5
<b>Total</b>	<b>731</b>	<b>4,493.3</b>	

## Analysis by Region

### Construction New Orders in UK - June 2016

Run Date: 14 July 2016

#### By Job Count



#### By Total Value

